Pippety Skycap – A tale of mischief!

Once upon a time, there was a pixie called Pippety Skycap who lived in the corner cupboard in a room just like yours. Pippety loved to have fun and loved to giggle, but most of all he loved to play tricks.

One cloudy morning, he woke up feeling full of mischief. So, he put on his best blue jacket, squeezed into his spotty boots and set off to find some fun - hoppity skip, hoppity skip, hoppity skip.

Soon, he came to the old stone bridge where a grumpy troll was sleeping. "Now for some fun!" giggled Pippety and he pulled a soft feather from his pocket. Nearer and nearer he crept to the troll until he could tickle his warty nose with the feather. "A-A-A-CHOO!" The poor old troll woke up with a huge sneeze and tried to grab the tricky pixie. Luckily, Pippety was a tiny pixie, a teeny pixie and he slipped through the troll's fat fingers. Off he sped - hoppity skip, hoppity skip, hoppity skip.

Next, he came to a prickly bush where a ginger cat was watching the birds. "Now for some fun!" giggled Pippety and he snapped off a sharp thorn from the bush. Nearer and nearer he crept to the cat until he could prick her tail with the thorn. "OUCH! OUCH! OUCH!" The poor cat spun round with a yowl and a howl and swiped at the tricky pixie. Luckily, Pippety was a tiny pixie, a teeny pixie and he dodged the long, sharp claws. Off he sped, hoppity skip, hoppity skip, hoppity skip.

Soon, he came to riverbank where an old toad was dozing on a shiny lily pad. "Now for some fun!" giggled Pippety and he pulled a bright blue balloon from his pocket. Nearer and nearer he crept to the toad until he was right beside his ear. He blew and he blew and he blew until – BANG! "My poor ears!" croaked the toad and he wibbled and wobbled and finally fell into the river with a gigantic splash.

Unfortunately, Pippety had not seen that on the next lily pad was the King Toad. It looked at him with mean, beady eyes, flicked out an enormous tongue and covered him in a thick, sticky goo! "YUCK!" cried Pippety and he ran off, squishing and squelching and squelching and squishing all the way home.
That evening, Pippety Skycap had a long, hot bath, snuggled up with a mug of hot chocolate and thought about his day. He remembered the sticky, oozy goo that had covered him head to foot and frowned. "I'll just have to be a *careful* tricky pixie tomorrow," he mumbled and settled down to plan some more mischief!

★ Talk together about the story.
★ Then fill in Pippety's sticky notes.

I liked ...

What parts of the story did you like the most?

I was surprised by...

Did anything about the story surprise you?

I was wondering ...

Do you have any questions?

Read the story together again.
Can you remember **who said what**?

Now for some fun!

OUCH! OUCH! OUCH!

My poor ears!

I'll just have to be a *careful* tricky pixie tomorrow.

A-A-ACHOO!

YUCK!



Quiz Time

The special challenge is to see if you can answer in sentences.

1. Where does Pippety Skycap live?
   Pippety Skycap lives ...

2. What does Pippety love to do?

3. What is his favourite thing to do?

4. What happened to the troll?

5. What happened to the cat?

6. What happened to the old toad?

7. What did the King Toad do to Pippety?

8. Do you think Pippety will be a good pixie from now on? How do you know?

© Talk for Writing

What Will Happen to the Grub?

Rearrange the words to make a sentence

- *Look for the word with an upper case letter. It is likely to be the first word in a sentence.*
- *Look for the word that is followed by a full stop, question mark or exclamation mark. It is likely to be the last word in a sentence.*
    - *Move the remaining words around until the sentence makes sense.*

**Suggestion - write the words on sticky notes so the student can move the words easily.*

1. into boxes. are sorted The apples and packed

_____

2. The boxes refrigerated are stacked in a container.

_____

_____

3. onto a truck. the container is lifted When the ship docks,

_____

_____

Proofreading sentences. Find the errors and write the correct sentence.

1. the grud tunnels into a nearby aple

(4 errors: 2 punctuation, 2 spelling)

_____

_____

2. the contayner is loded onto a chip

(5 errors: 2 punctuation, 3 spelling)

_____

_____

3. the apples ar set out for sail

(4 errors: 2 punctuation, 2 spelling)

_____

_____

A Dog and a Bone

7. Word sort. Highlight the 4 different ways we have learnt to make the ee sound in the words below – ee, ea, magic e and <y> says /ee/. Sort and write the words alongside the correct heading.

puppy greed meat Pete

sneaks eve empty cheek

ee		
ea		
e_e		
y says /ee/		

8. Word building. How many words can you build using these given sounds? Use your whiteboard to brainstorm as many combinations as you can. (Use other letters if you need them!). Write some in the final column. How many homophones can you find?

Initial sound/s	Middle sound	End sound/s	Word
b w	e	ch	week
m l		t	
f g	ee	p	
ch t		d	
s h	ea	k	
d k		l	
r sh		n	

9. Mnemonics are memory tricks that help us remember things. Look at the mnemonics below to help you to use <ea> or <ee> spelling with the homophone meat/meet.

We eat meat

m___t

Meet and greet

m____t

Name : _____ Score : _____

Number Line - Skip Count by 3s

Level 1: S1

Skip count by 3s to complete each number line.

1) 

2) 

3) 

4) 

5) 

6) 

7)

Counting on in 2s, 3s, 5s and 10s

Complete the following sequences:

1. _____ 4 6 8 10 _____
2. 50 45 _____ 35 _____ 25
3. _____ 6 9 12 _____ 18
4. 90 _____ _____ 60 50 40
5. 16 _____ 36 46 _____ 66
6. _____ 24 21 _____ 15 12
7. 35 40 _____ 50 _____ 60
8. 111 _____ _____ 81 71 61
9. _____ _____ 32 30 28 26
10. 10 20 _____ _____ 50 60

Continue the following sequences:

11. 5 10 15 _____ _____ _____ _____ _____ _____ _____ _____ _____ _____
12. 3 6 9 _____ _____ _____ _____ _____ _____ _____ _____ _____ _____ _____
13. 85 80 75 _____ _____ _____ _____ _____ _____ _____ _____ _____ _____
14. 14 24 34 _____ _____ _____ _____ _____ _____ _____ _____ _____ _____
15. 2 4 6 _____ _____ _____ _____ _____ _____ _____ _____ _____ _____ _____
16. 50 55 60 _____ _____ _____ _____ _____ _____ _____ _____ _____ _____
17. 45 42 39 _____ _____ _____ _____ _____ _____ _____ _____ _____ _____
18. 70 68 66 _____ _____ _____ _____ _____ _____ _____ _____ _____ _____
19. 147 137 127 _____ _____ _____ _____ _____ _____ _____ _____ _____ _____

Challenge: Choose a starting number and count in 2s, 5s or 10s from that number. Can you think of a way in which counting in 5s is different from counting in 2s or 10s?

FINDING TRIANGLES

© SchoolCentre

Find Out How many triangles like the black triangle would be needed to fill each shape?

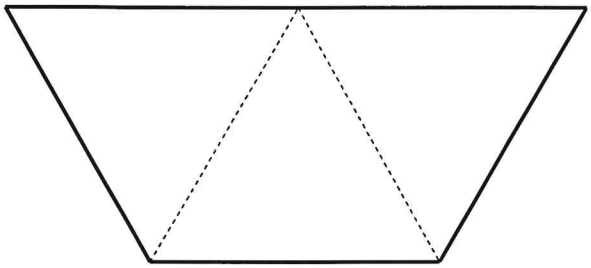

..... triangles fit inside this shape

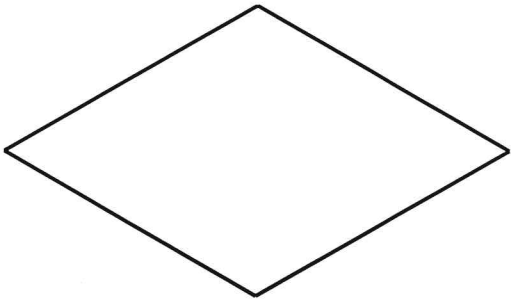

..... triangles fit inside this shape

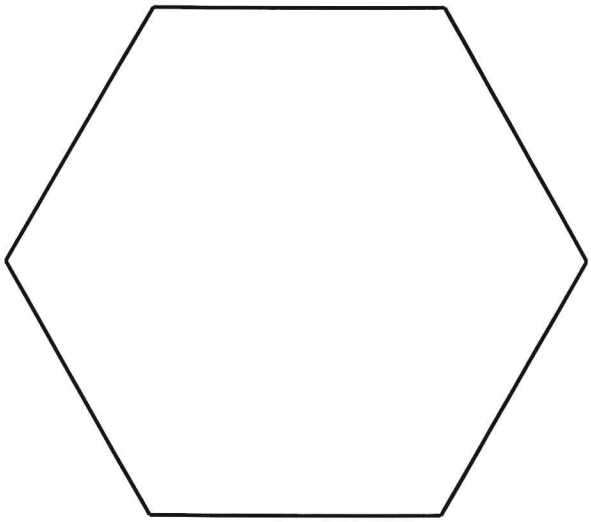

..... triangles fit inside this shape

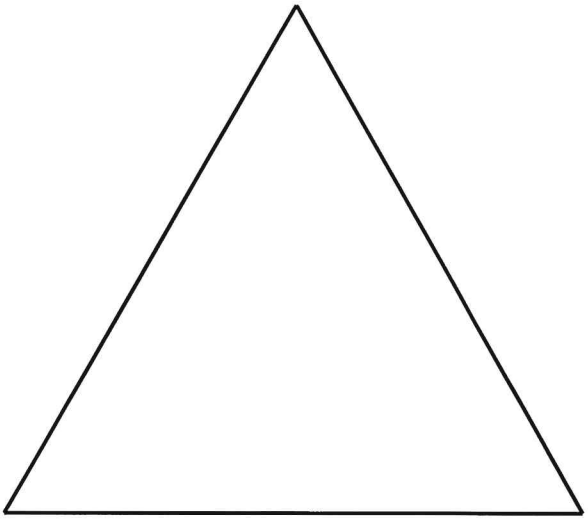

..... triangles fit inside this shape



..... triangles fit inside this shape

ALL ABOUT SHAPES - A

© SchoolCentre

- Can you name each shape?
- Complete all the information for each shape on the table.

Shape	Shape Name	Number of Sides?	Number of Corners?
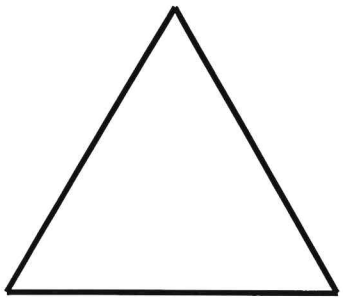			
			
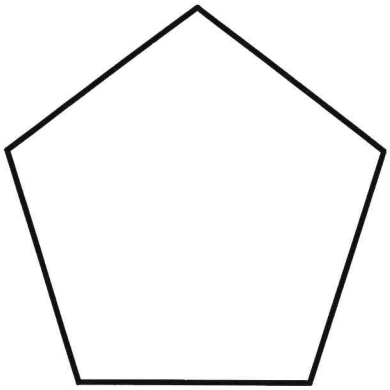			
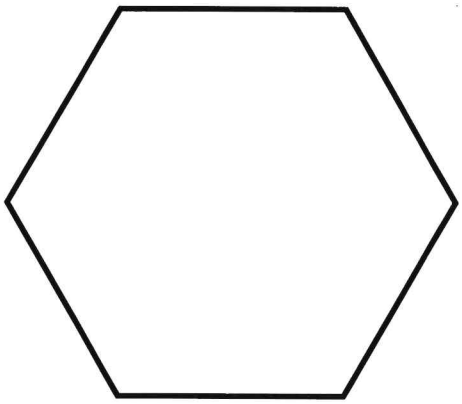			

© Set 3, Activity 330

TAKE Ten

Deck

Take 4 cards from the deck. Turn them over and place them on the number boxes. If you can make a total of 10 collect them and put them to the side. Replace with cards from the deck. If you cannot make 10 choose one card to replace. Put it at the bottom of the deck and choose a new card from the top. The winner is the person with the most cards in their saved pile at the end of the game.

1

2

3

4

Ronald the Rhino

Addition to 20 Colour by Number

Solve the calculations to work out which colours to use.

1, 2, 3 = Red

4, 5 = Pink

6, 7, 8, 9, 10 = Green

11, 12, 13, 14, 15, 16 = Light brown

17, 18 = Grey

19, 20 = Brown

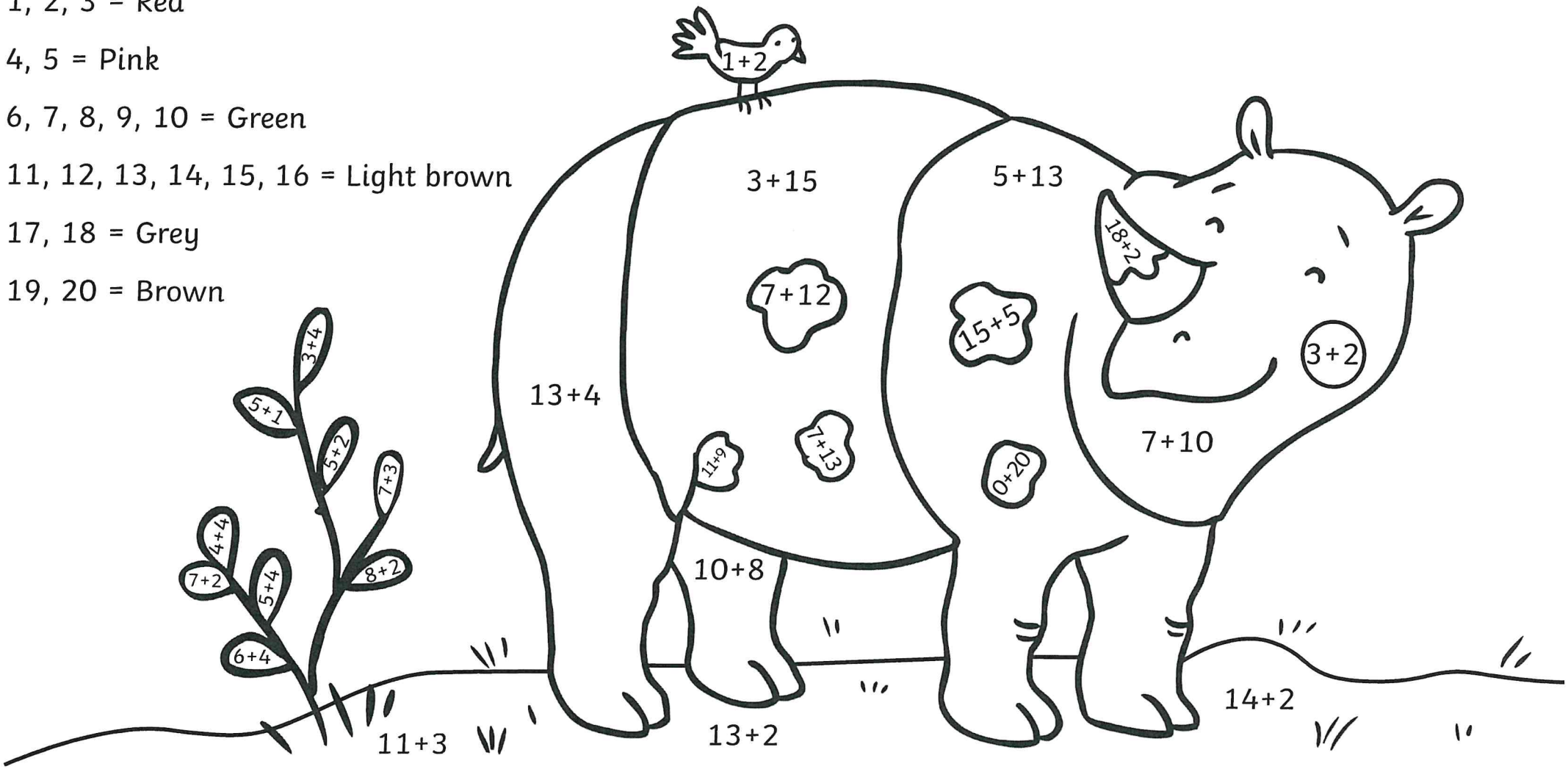

Unplugged Coding - Algorithms 1

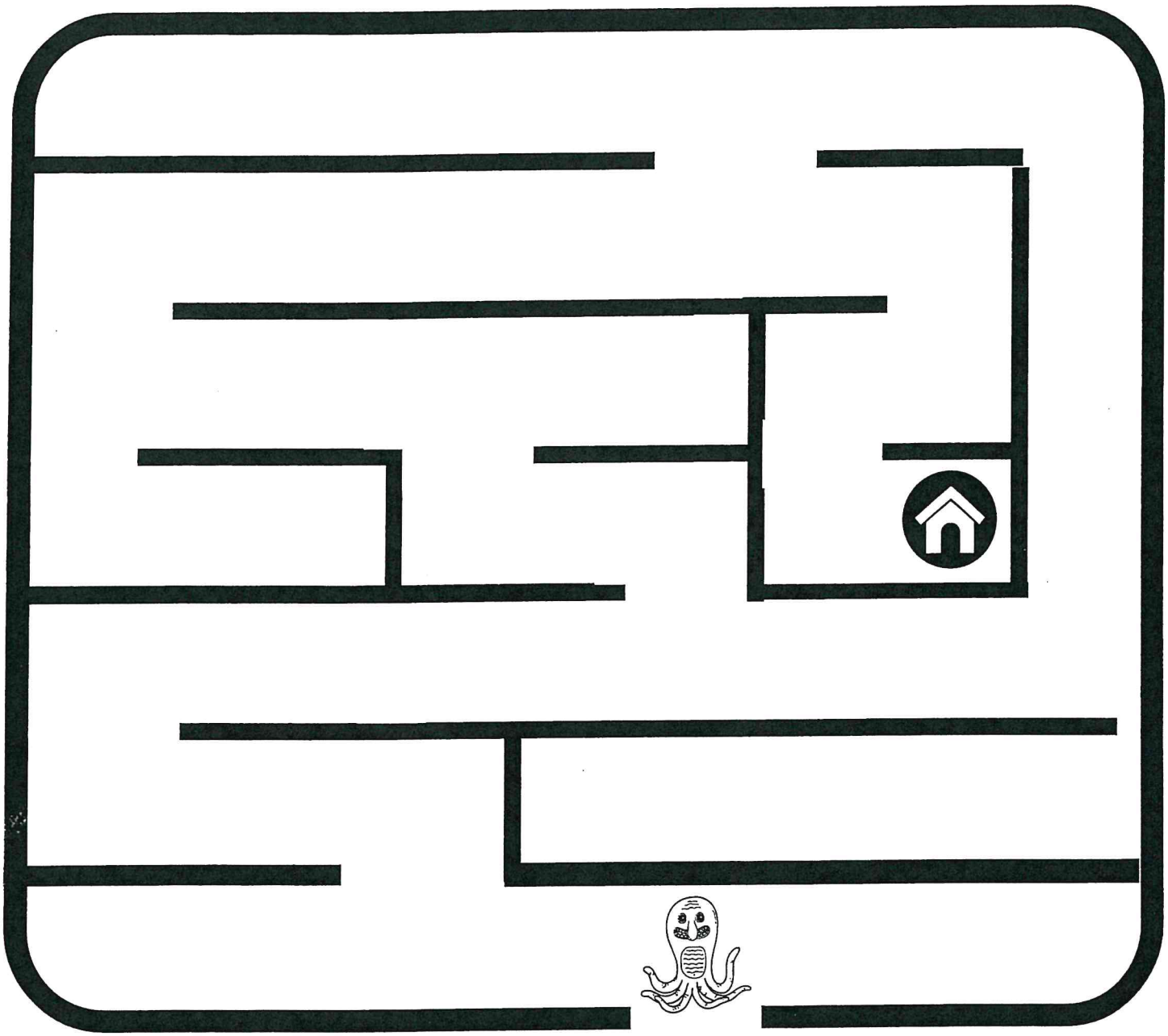

Using the commands RIGHT - LEFT- UP-DOWN create an algorithm (step-by-step plan) to guide your partner through the maze.

Can your friendly monster find his home? Did it work the first time? Will you have to add further instructions?

copyright 2019 Curiosity and the Hungry Mind

LIVING AND NONLIVING

Things which **CAN** grow, move, breathe, reproduce and die = _____

Things which **CAN'T** grow, move, breathe, reproduce or die = _____

Examples:

LIVING THINGS	NONLIVING THINGS

Colour in all the living things in this picture.



chick


hen

Name _____ Date _____

Popular Toys from the Present Day

Imagine you have been given a box with a brand new toy inside. Draw and describe your dream toy from the present day.



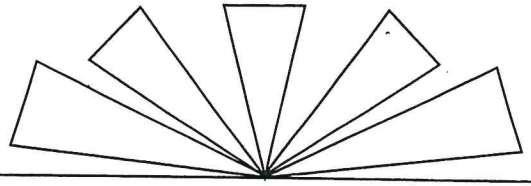

My Dream Toy: _____

What is it made from?	What can you do with it?	Why is it fun to play with?

TeachStarter.com

Zany Hairstyle TEMPLATE



Some ideas of lines you could use:



teachstarter